



### District Report Card: 2017


<b>State:</b> Telangana	<b>District:</b> Siddipet
<b>Class:</b> 5	<b>Subject:</b> Language
<b>Schools:</b> 61	<b>Students:</b> 919


### Participation/Coverage


#### Students

<b>GENDER</b> 	Boys		Girls	
	Number	%	Number	%
	446	48.53	473	51.47

<b>AREA</b> 	Rural		Urban	
	Number	%	Number	%
	767	83.46	152	16.54

<b>CATEGORY</b> 	SC		ST		OBC		GEN	
	Number	%	Number	%	Number	%	Number	%
	302	32.86	29	3.16	567	61.70	21	2.29

<b>CWSN</b> 	LD	VI	HI	S&LD	ID	Oth
	1	0	0	0	2	1

<b>Management</b> 	Government		Government-aided	
	Number	%	Number	%
	892	97.06	27	2.94

### Average Performance of Students in Language (%)

Overall	Gender		Area		Management		Social Group			
	Male	Female	Rural	Urban	Govt.	Aided	SC	ST	OBC	GEN
60.04	58.12	61.86	61.21	54.17	60.60	41.73	50.62	55.63	64.87	71.43

## Performance on Learning Outcomes (LOs)

Learning Outcomes	Description	Average Performance(%)
L504	Reads and comprehends independently storybooks, news items/ headlines, advertisements etc.	60.07
L508	Reads text with comprehension, locates details and sequence of events	60.03

Range of Performance of Students who Answered Correctly							
Below 30%		30% - 50%		50% - 75%		Above 75%	
Number	%	Number	%	Number	%	Number	%
114	12.40	220	23.94	317	34.49	268	29.16

## Lowest Performing Learning Outcomes (LOs)

- 1 - Reads text with comprehension, locates details and sequence of events (60.03)
- 2 - Reads and comprehends independently storybooks, news items/ headlines, advertisements etc. (60.07)